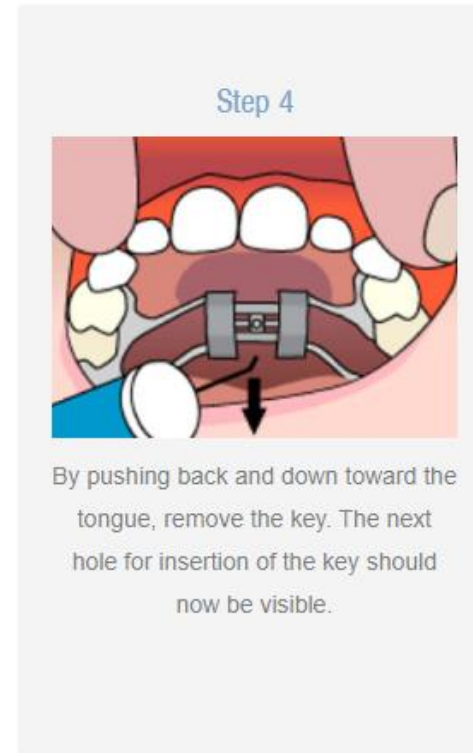
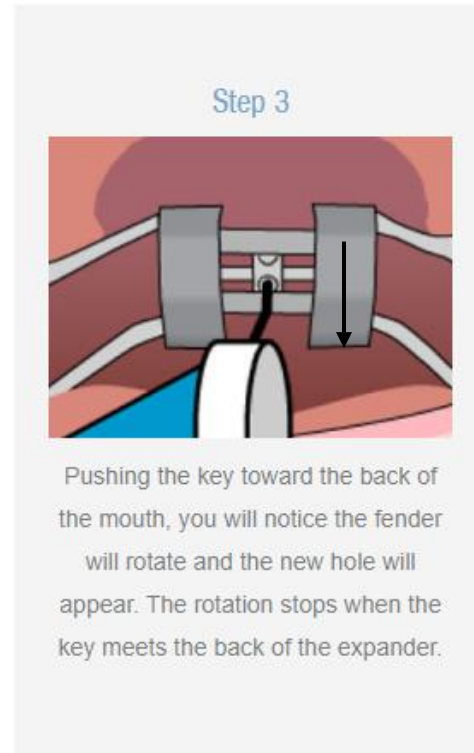
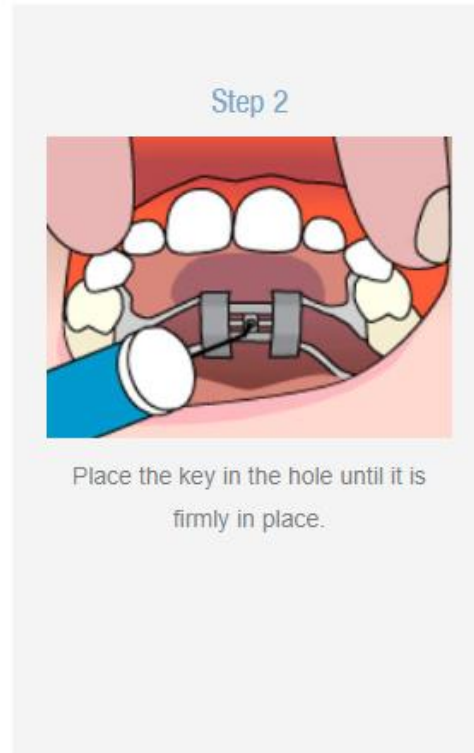


Palatal Expander



Your expander is designed to expand your jaw in order to make more room for your teeth. You will start by turning the expander **twice** daily. Pain is rarely experienced, but the feeling of *pressure* is common when the expander is turned. A space will develop between the two front teeth as we gain expansion. Once expansion is complete, the expander will remain in the mouth for approximately three to four months.

With an expander, we will need a series of five appointments at one week intervals.

We now offer a VIRTUAL appointment as one of the five!

Instead of coming into the office for an appointment one week after your expander is placed, you can just text a picture of the expander directly to your orthodontist. This gives the doctor the ability to determine if we are achieving the desired amount of expansion or not. If so, we will see you the following week to start your wire.

Please send your picture, including patient name, on _____ to your orthodontist.

Dr. Housley : 918-698-1074

Dr. Dobson: 405-834-3196

Taking Photos



Lets see the patients bite! Please make sure they are fully biting on the back teeth and that all teeth are visible. *Tip: Have the patient use two fingers on each side of the mouth.



How's that expander? Please have the patient lay back and tilt the chin up. *Tip: Be sure to use the flash on your camera so we can get a good look!



Need help? Simply scan the QR Code! →

